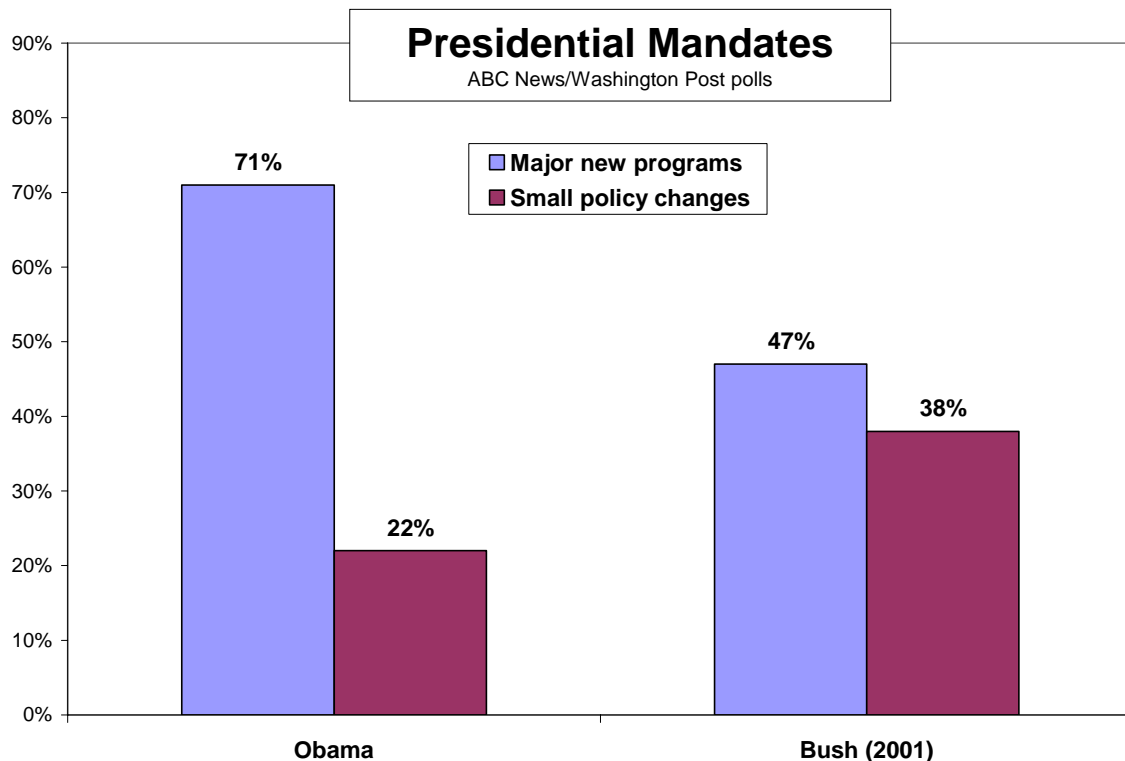


## **Strong, Centrist Ratings Greet Obama – With Deep Discontent in the Wings**

A potentially volatile mix of high hopes for the new president and deep dissatisfaction with the country's condition greets Barack Obama's inauguration – a political fulcrum that could tip for or against him as he grapples with the country's economic crisis.

His starting position could hardly be better: While Obama's ratings for handling the transition are typically high, his personal popularity is extraordinarily so – better than any incoming president's in polling since Ronald Reagan. His political image, likewise, is more centrist than any president's in data back 30 years.

Support for change, moreover, is in the air, with seven in 10 Americans in this ABC News/Washington Post poll saying Obama has a mandate for “major new social and economic programs.” Vastly fewer saw a mandate for George W. Bush eight years ago.



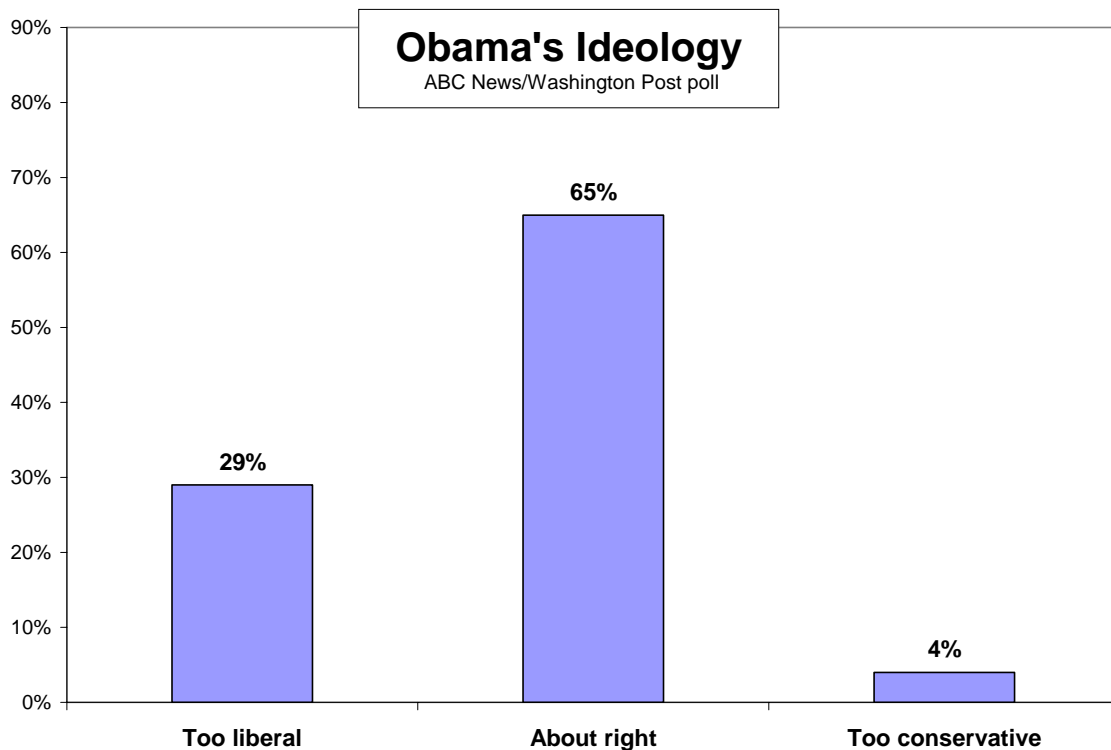
But that demand for change reflects the troubled times: Seventy-eight percent say the country's seriously off on the wrong track, down from its recent peak but still the highest level of national dissatisfaction to greet any incoming president in at least a generation.

Discontent with the economy is at a record high – 94 percent say it’s in bad shape – and personal worries have soared, with 70 percent now concerned about their family’s financial situation. Economic discontent is a powerful political force; the question ahead for Obama is whether it dissipates, bides its time – or turns on him.

Eighty percent approve of Obama’s work to date, on par with – no better than – transition ratings for Bill Clinton and George H.W. Bush. (The current Bush did a bit less well.) It’s a bipartisan rating, but no more so than it was for Obama’s recent predecessors. And for them it didn’t last, a reminder of the potential fragility of a president’s initial popularity.

**POSITIVES** – At the same time, Obama’s achieved a remarkably positive and centrist image. Seventy-nine percent of Americans hold a favorable opinion of him personally, better than any incoming president in polls dating back to 1981.

Sixty-five percent also say Obama’s neither too liberal nor too conservative but “about right” ideologically, a high in polls since 1979. And a remarkable 89 percent say he’s “willing to listen to different points of view,” his single best rating. Marks like these can provide cushioning in tough times.

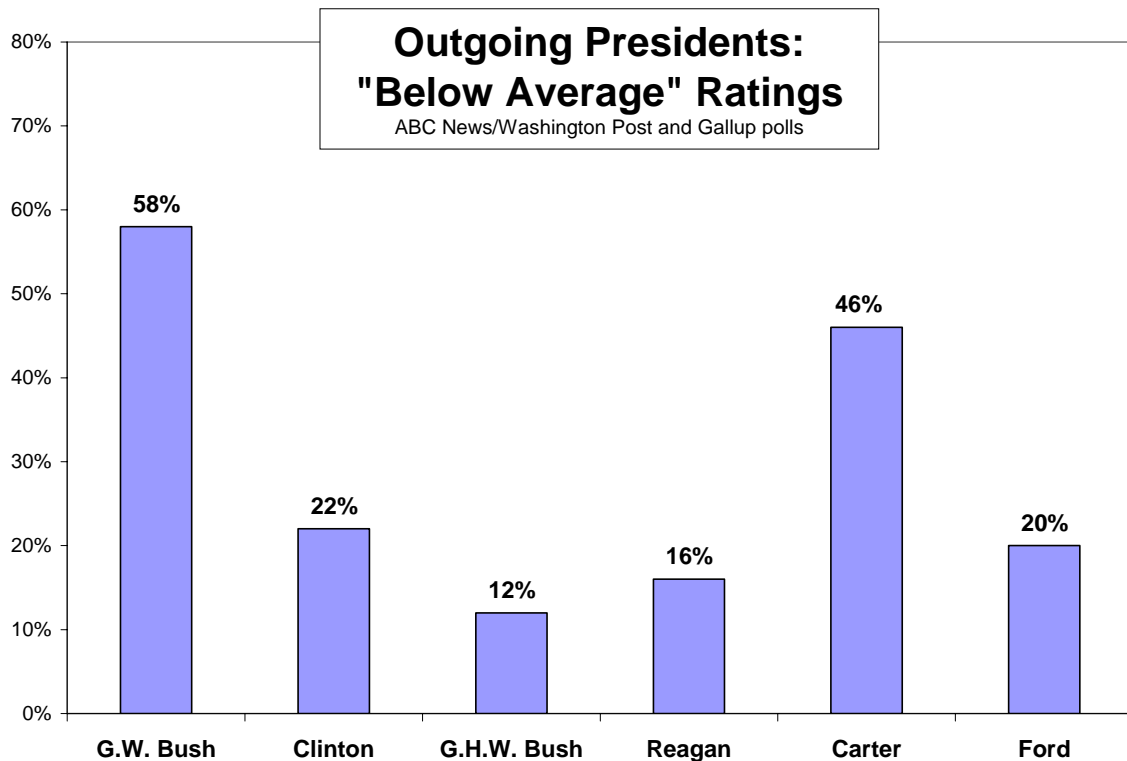


Indeed, perhaps given the challenges he faces, expectations of Obama’s performance are to some extent muted. Fifty-two percent have high expectations for his performance as president, but 34 percent instead describe their expectations as “moderate.” That, too, may work to his advantage, given the hazard of unmet expectations.

The good will is not for Obama alone: his wife, similarly, holds the highest initial popularity rating, 72 percent, of any incoming first lady in data since Nancy Reagan – not a bad birthday gift. (Michelle Obama turned 45 Saturday.) And 63 percent express a favorable opinion of the incoming vice president, Joe Biden.

**BUSH** – Part of Obama’s welcome likely reflects the public’s relief at the departure of the heavily unpopular George W. Bush. In his final ABC/Post rating, 33 percent of Americans approve of the way Bush handled his job; that’s up from his low of 23 percent in October – presidents tend to do better as they leave the fray – but still dismal. Sixty-six percent disapprove, most of them strongly.

Hammered by the Iraq war, Hurricane Katrina, gasoline prices and the economy, Bush never saw majority approval in his second term, a first for a postwar president, and never exceeded 36 percent approval in the last two years. Fifty-eight percent think he’ll go down in history as a below-average president, the worst such rating, by far, in polls since Gerald Ford left office in 1977. Even among Republicans, just 36 percent say he’ll be remembered as above average.



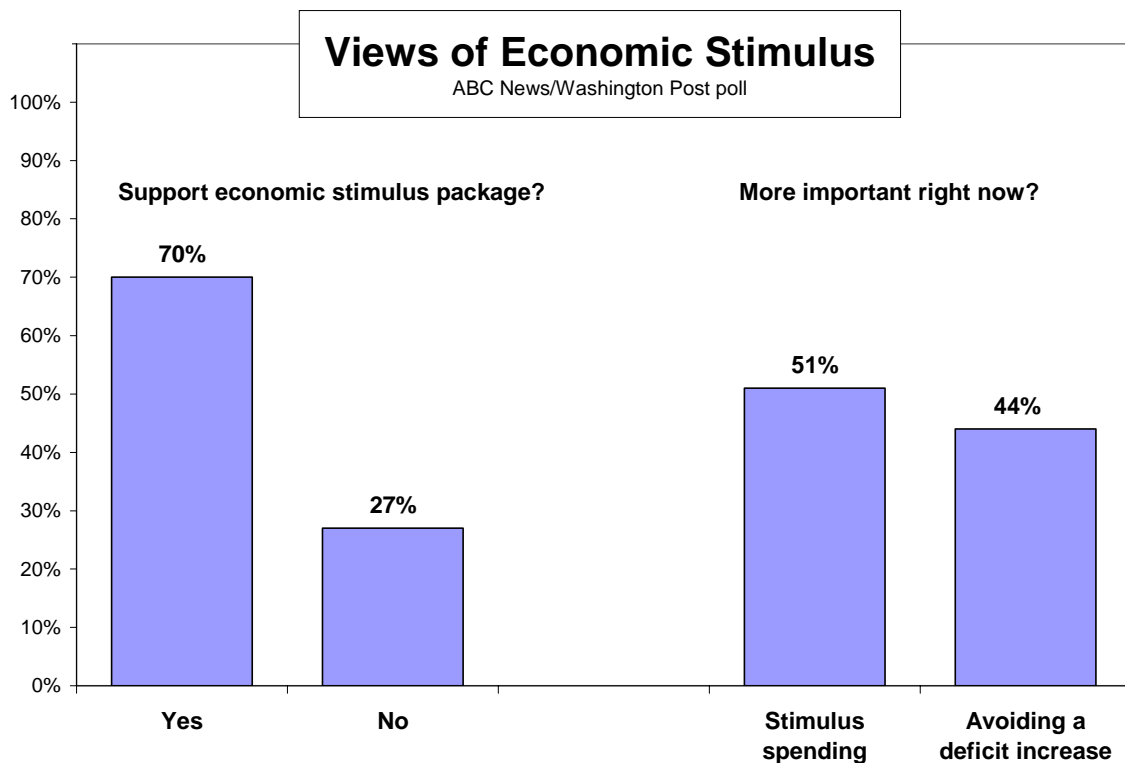
Bush’s parting ratings are weak personally as well as professionally: Only 37 percent of Americans hold a favorable opinion of him overall, a popularity rating less than half of Obama’s.

ECONOMY – But more than Bush relief is at play. Obama gets good marks for his initial work on the economy: Sixty-three percent say he’s off to a “good start” dealing with it, vastly higher than Bill Clinton’s 34 percent when he took office in 1993, also on a tide of economic dissatisfaction.

Even more striking, 72 percent think Obama’s recovery program will improve the economy; just 49 percent said the same of Ronald Reagan late in the recession of 1981-82. And now, as then, nine in 10 of them think that improvement will take more than a year, suggesting Obama may have some time.

How much time is an open question. Reagan’s approval rating dropped from an initial 68 percent a month after he took office to just 48 percent a year later, with recession in full swing. His rating for handling the economy dived from 59 percent approval in September 1981 to a grim 31 percent in December 1982. Economic patience has its limits.

Seventy percent approve of an economic stimulus package along the lines of what Obama has proposed. But there are lurking concerns, and the federal deficit looms large among them: Support for stimulus spending declines to 51 percent if it means a big increase in the federal budget deficit. (As it does.) Deficits are unpopular; Obama has a sales job.

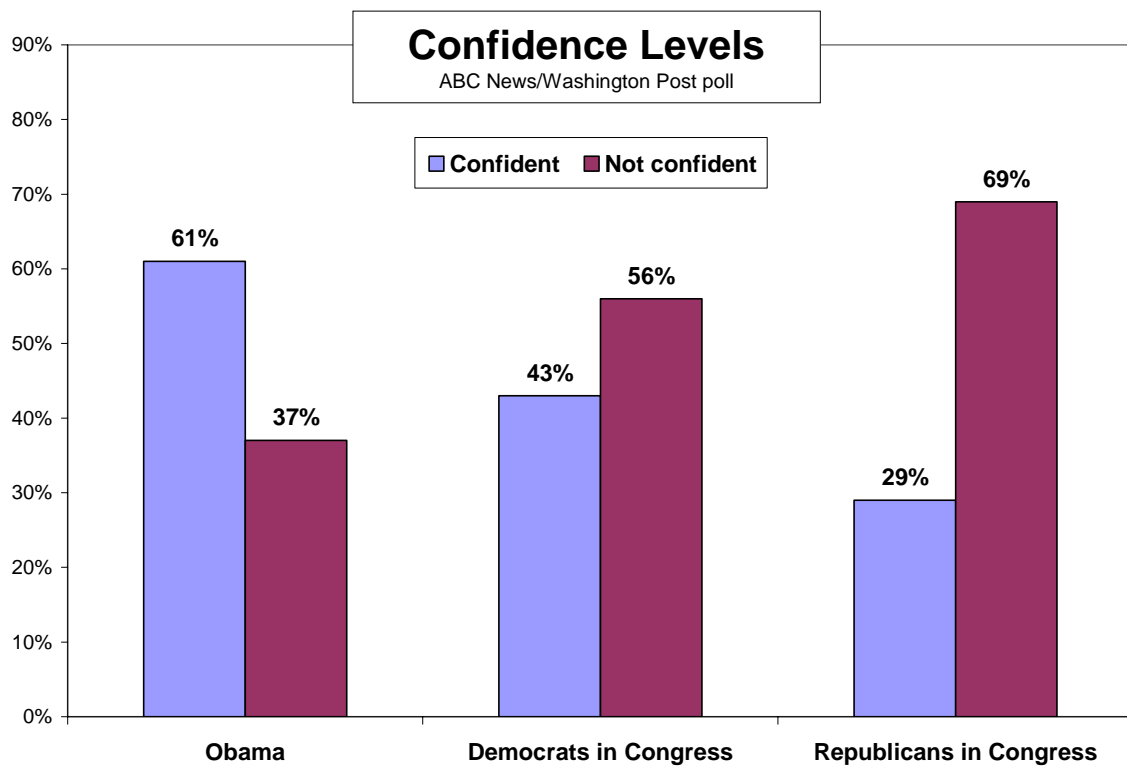


Among the additional concerns, 54 percent are not confident the federal government will put in place adequate controls to avoid waste and fraud in its stimulus spending. (Previously even more, 69 percent, saw a lack of controls in TARP spending.) And 56

percent are skeptical the government will create a way average Americans can check on how the stimulus money's being spent – something else Obama has promised.

Obama already has gone against the flow of public preferences in one approach to the economy: Given concerns about TARP controls, and the view that it's an undeserved bailout for financial institutions, 58 percent oppose release of the second \$350 billion in those funds. Obama lined up support for release of that TARP money this past week.

CONFIDENCE and PARTISANSHIP – Whatever challenges await, Obama clearly has the upper hand in Washington. Sixty-one percent of Americans express confidence in him to make “the right decisions for the country's future.” That drops to 43 percent confidence in the Democrats in Congress – and just 29 percent in the Republicans there.



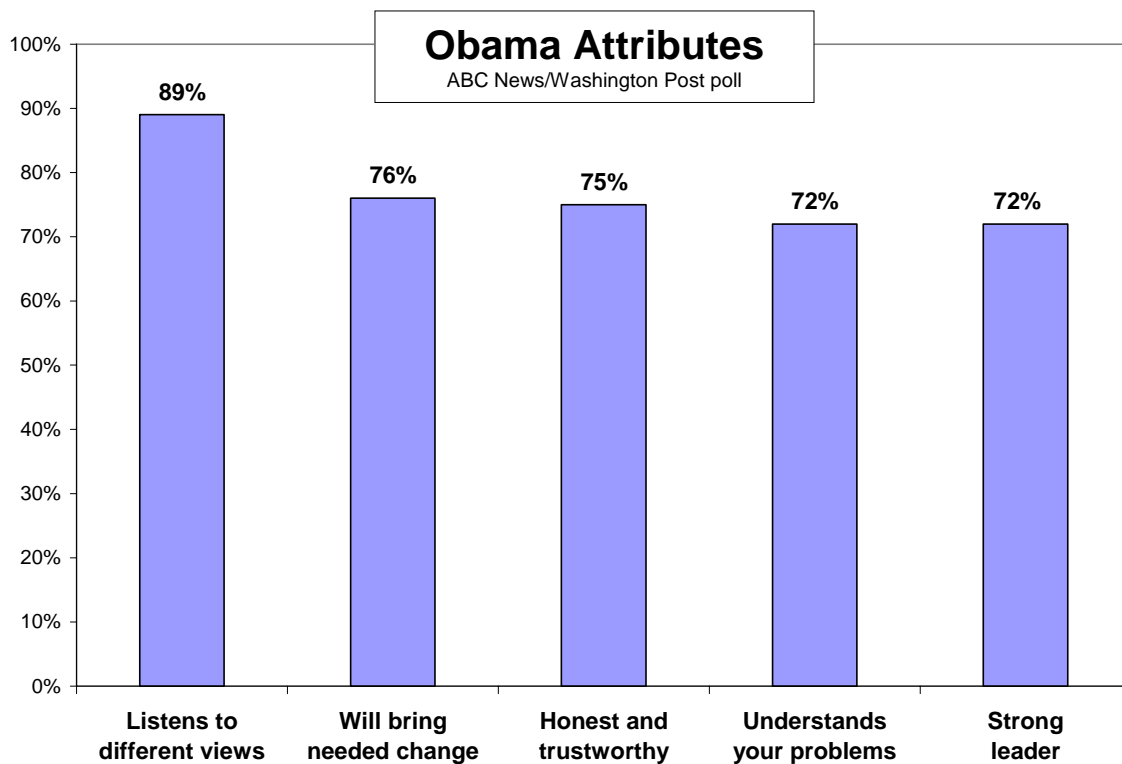
Still, there is partisanship in confidence in Obama, a potential sign of what's ahead. Eighty-eight percent of Democrats express confidence in him to make the right decisions; that slips to 61 percent of independents, then plummets to 27 percent of Republicans. Similarly, 70 percent of Republicans call him “too liberal.”

Partisanship is in abeyance in some other measures; 62 percent of Republicans approve of how Obama has handled the transition, 54 percent see him favorably on a more personal level, and, notably, even among Republicans, 58 percent say Obama has a mandate for major change – meaning, chiefly, the economy. But partisanship still lurks in the wings, a potent force.

Indeed, and as noted, honeymoons rarely last. One dramatic example was in 1993: At the time of Clinton’s inauguration, 72 percent of Republicans approved of his handling of his transition. A mere month later, after fumbling his administration’s rollout, Clinton plummeted to 34 percent approval among Republicans.

Still, Obama may take advantage from the Republican Party’s weakness after the Bush presidency. Just 52 percent of Republicans express confidence in their own party in Congress; Democratic self-confidence, by contrast, is 77 percent. And overall, 35 percent of adults identify themselves as Democrats, vs. 23 percent Republicans – among the lowest Republican allegiance in ABC/Post polls since 1981.

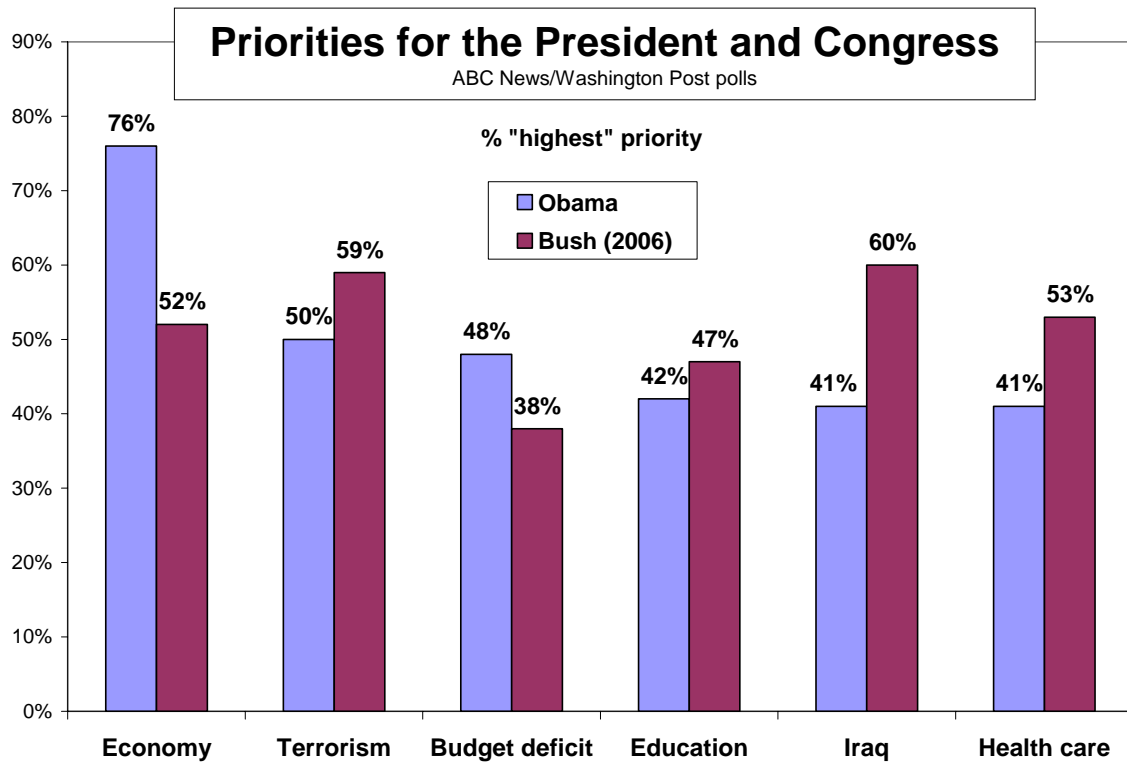
CUSHION – Obama, again, has the cushion of very strong personal ratings. Beyond his personal favorability, he’s achieved a decline in partisan perceptions: The number of Americans who see him as “too liberal” has declined from 39 percent shortly before the election to 29 percent now. And as noted, in a related rating – his single best – 89 percent see him as “willing to listen to different points of view.” No more than 49 percent (and as few as 36 percent) said that of Bush.



On other personal attributes anywhere from 67 to 76 percent also say Obama shares their values, can be trusted in a crisis, is a strong leader, is honest and trustworthy, understands their problems and will bring needed change to Washington. Sixty-two percent think he’ll be a good commander-in-chief of the military – his lowest of these, but up 16 points since September.

**PRIORITIES** – As he sets to work, Obama’s top task is no surprise: Seventy-six percent say the economy should receive the highest-level priority for the new president and the Congress, half again as many as pick any of the second-tier issues – terrorism and (perhaps ominously) the deficit.

Compared to a January 2006 poll, mentions of the economy as a top-priority issue are up by a huge 24 points – and of the deficit, up by 10.



Notably fewer pick Iraq as a highest-level priority, 41 percent, down 19 points since 2006, putting it on par with perennials such as health care (down 12 points as a first-tier issue compared with 2006) and education. Nearly as many, 37 percent, give a top-priority slot to Afghanistan, with other issues – taxes, the Israeli/Palestinian conflict, immigration and global warming – lower on the list.

On Iraq, 55 percent say Obama’s planned withdrawal schedule – 5,000 to 10,000 troops a month – sounds about right. But on Afghanistan, just 34 percent favor increasing the deployment of U.S. forces, as Obama intends – a sign that navigating the economy is just the start, not the end, of the challenges facing this new president.

**METHODOLOGY** – This ABC News/Washington Post poll was conducted by telephone Jan. 13-16, 2009, among a random national sample of 1,079 adults, including landline and cell-only respondents, with an oversample of African Americans (weighted to their correct share of the population) for a total of 204 black respondents . Results for the full

sample have a 3-point error margin; click [here](#) for a detailed description of sampling error. Sampling, data collection and tabulation by TNS of Horsham, PA.

Analysis by Gary Langer.

ABC News polls can be found at ABCNEWS.com at <http://abcnews.com/pollingunit>

Media contact: Cathie Levine, (212) 456-4934.

Full results follow (\*= less than 0.5 percent).

1. Do you think things in this country (are generally going in the right direction) or do you feel things (have gotten pretty seriously off on the wrong track)?

	Right direction	Wrong track	No opinion
1/16/09	19	78	3
12/14/08	15	82	3
10/25/08 LV	13	85	2
10/11/08 RV	8	90	2
9/22/08 RV	14	83	3
8/22/08	19	78	2
6/15/08	14	84	2
5/11/08	16	82	2
1/12/08	21	77	2
11/1/07	24	74	2
6/1/07	25	73	2
1/19/07	26	71	3
11/4/06 RV	39	59	2
10/22/06	30	68	2
10/8/06	32	66	2
5/15/06	29	69	2
11/2/05	30	68	2
10/24/04 LV	41	55	4
4/18/04	42	57	1
4/30/03	52	46	2
9/26/02	43	53	4
2/21/02	54	42	4
2/14/99	55	41	4
11/1/98	55	43	2
11/1/98 LV	55	44	1
8/21/98	57	40	4
7/12/98	50	45	6
4/4/98	55	41	4
1/31/98	61	34	5
1/30/98	61	34	5
1/19/98	44	50	6
8/27/97	39	57	4
6/8/97	37	60	3
3/9/97	34	62	4
10/17/96 RV	40	55	5
10/16/96 RV	42	53	5
10/15/96 RV	43	52	5
10/14/96 RV	44	51	5
10/13/96 RV	44	51	5
9/04/96 RV	40	54	6
8/21/96	28	67	5
6/30/96	26	70	5

3/17/96	27	70	3
1/21/96	27	66	6
1/3/96	21	77	3
4/5/95	23	73	3
1/4/95	27	68	6
10/31/94	27	69	4
7/20/94	26	70	4
3/27/94	28	69	3
1/23/94	31	60	10
11/14/93	25	69	6
8/8/93	26	71	3
6/20/93	26	71	3
4/26/93	27	71	2
3/11/93	36	57	7
2/28/93	37	59	4
1/17/93	31	63	6
12/14/92	35	60	5
10/27/92 RV	22	76	2
10/4/92 RV	18	78	4
6/7/92	14	83	3
4/9/92	16	81	3
3/11/92	18	79	4
1/15/92	19	78	3
11/10/91	24	72	4
10/29/91	26	71	3
8/27/91	31	60	9
7/28/91	30	67	3
6/2/91	39	57	4
4/9/91	42	51	7
2/26/91	58	39	3
1/27/91	49	48	4
10/14/90	19	79	2
9/9/90	36	60	4
8/20/90	35	60	5
7/24/90	37	60	2
5/21/90	39	60	2
3/26/90	44	53	2
2/4/90	49	48	3
1/16/90	48	49	3
5/23/89	42	55	3
3/16/89	46	52	2
1/16/89 LV	51	46	3
10/25/88 RV	49	46	6
9/27/88	48	44	8
7/11/88	40	56	4
5/25/88	35	59	6
3/21/88	40	56	4
1/23/88	39	59	2
12/13/87	49	47	4
12/2/87	35	61	4
9/23/87	43	54	4
6/29/87	35	62	3
4/13/87	37	60	3
3/9/87	38	58	4
1/18/87	39	56	5
9/8/86	50	48	2
1/26/86	45	47	8
7/29/85	52	43	6
1/16/85	59	36	4
5/22/84	47	48	5
12/13/83	43	51	6
11/7/83	51	44	5
4/12/83	41	54	4

3/2/83	43	53	3
1/25/83	58	39	3
1/25/83	43	52	4
10/11/82	35	57	8
1/30/82	39	56	5
2/80*	20	70	10
2/78	34	53	13
2/77	41	44	14
10/75	19	71	9
10/74	15	75	11
10/73	16	74	10

\*2/80 and previous: Roper

2. Do you approve or disapprove of the way George W. Bush has handled his job as president? Do you approve/disapprove strongly or somewhat?

	----- Approve -----			----- Disapprove -----			No
	NET	Strongly	Somewhat	NET	Somewhat	Strongly	opinion
1/16/09	33	16	17	66	15	51	2
12/14/08*	30	12	18	68	15	52	3
10/29/08	24	8	16	71	18	53	5
10/11/08	23	7	17	73	15	58	4
9/29/08	26	10	17	70	14	56	3
8/22/08	30	13	17	66	16	50	4
7/13/08	28	12	16	69	13	56	3
6/15/08	29	10	19	68	14	54	3
5/11/08	31	15	16	66	14	52	2
4/13/08	33	16	17	64	15	49	2
3/2/08	32	15	17	66	16	50	2
2/1/08	33	17	16	65	14	51	2
1/12/08	32	16	16	66	15	51	2
12/9/07	33	17	16	64	14	50	3
11/1/07	33	17	16	64	13	50	3
9/30/07	33	15	18	64	14	49	3
9/7/07	33	16	17	64	15	49	3
7/21/07	33	16	17	65	13	52	2
6/1/07	35	17	18	62	16	46	3
4/15/07	35	17	18	62	14	49	2
2/25/07	36	19	17	62	12	49	2
1/19/07	33	17	16	65	14	51	2
12/11/06	36	18	18	62	13	49	2
11/4/06	40	24	16	57	12	46	2
10/22/06	37	21	16	60	15	45	3
10/8/06	39	23	16	60	12	48	1
9/7/06	42	24	18	55	12	43	3
8/6/06	40	23	17	58	12	46	2
6/25/06	38	20	18	60	12	48	2
5/15/06	33	17	16	65	18	47	2
4/9/06	38	20	18	60	13	47	1
3/5/06	41	24	17	58	14	44	1
1/26/06	42	25	18	56	14	42	2
1/8/06	46	29	17	52	13	39	2
12/18/05	47	29	17	52	12	40	1
11/2/05	39	20	18	60	13	47	1
10/29/05	39	22	17	58	13	45	3
9/11/05	42	27	15	57	12	45	1
8/28/05	45	27	18	53	12	41	2
6/26/05	48	27	21	51	11	40	1
6/5/05	48	27	21	52	14	38	1
4/24/05	47	25	22	50	13	38	3
3/13/05	50	31	19	48	11	37	3
1/31/05	50	34	15	45	11	34	5

1/16/05	52	33	19	46	11	35	2
12/19/04	48	27	21	49	12	38	2
10/20/04	50	30	20	46	11	35	4
10/17/04 LV	54	35	19	45	9	36	2
10/16/04 LV	54	35	19	44	10	34	2
10/15/04 LV	54	35	19	44	10	34	2
10/3/04 LV	53	36	17	46	11	34	1
9/26/04	50	33	18	45	13	32	5
9/8/04	52	35	17	43	11	32	5
8/29/04	50	31	19	47	13	34	3
8/1/04	47	28	18	49	13	36	5
7/25/04	50	32	19	47	13	34	3
7/11/04	48	31	17	50	11	39	2
6/20/04	47	30	17	51	13	39	1
5/23/04	47	31	17	50	14	36	3
4/18/04	51	33	18	47	13	34	1
3/7/04	50	32	18	48	12	36	2
2/11/04	50	30	21	47	14	34	2
1/18/04	58	35	24	40	9	30	2
12/21/03	59	39	21	38	15	23	3
12/14/03	57	37	20	39	10	29	5
12/7/03	53	32	21	40	13	27	7
11/16/03	57	34	23	39	11	28	4
10/29/03	56	30	26	42	13	29	2
10/13/03	53	33	20	43	13	29	4
9/30/03	54	34	20	44	15	29	2
9/13/03	58	35	23	40	14	27	2
9/7/03	56	34	22	41	13	28	4
8/11/03	59	37	22	37	14	23	4
7/10/03	59	35	24	38	13	25	3
6/22/03	68	45	23	29	11	18	4
4/30/03	71	50	22	26	17	9	3
4/16/03	74	52	22	23	9	14	3
4/9/03	77	58	19	20	6	14	4
4/3/03	71	54	16	25	7	19	4
3/23/03	68	NA	NA	27	NA	NA	4
3/20/03	67	NA	NA	28	NA	NA	5
3/2/03	62	38	23	35	13	22	4
2/23/03	60	NA	NA	34	NA	NA	6
2/9/03	64	42	21	34	14	20	3
2/1/03	62	41	21	34	13	22	4
1/28/03	62	43	19	36	13	23	2
1/27/03	59	39	21	37	15	22	4
1/20/03	59	36	23	38	16	22	2
12/15/02	66	37	28	32	12	20	2
11/4/02 LV	67	45	23	31	12	20	1
11/3/02 LV	67	45	22	32	12	20	1
11/2/02 LV	67	47	20	32	9	23	1
10/27/02	67	39	28	29	13	16	4
9/26/02	67	42	25	30	12	18	3
9/8/02	71	42	28	27	12	15	3
7/28/02	69	39	31	28	14	14	3
7/15/02	72	42	31	25	12	13	2
6/17/02	74	42	32	22	9	13	4
6/9/02	77	41	36	20	9	11	3
5/19/02	76	48	28	22	8	13	3
4/21/02	78	47	31	20	9	10	2
3/28/02	79	49	30	18	8	10	3
3/10/02	82	52	30	16	9	7	2
1/27/02	83	56	27	14	7	7	3
12/19/01	86	64	22	12	6	6	2
11/27/01	89	69	21	9	4	5	1
11/6/01	89	65	24	9	5	4	2

10/9/01	92	76	16	6	3	3	1
9/27/01	90	70	20	6	3	3	4
9/13/01	86	63	23	12	5	6	2
9/9/01	55	26	29	41	20	22	3
8/12/01	61	28	33	31	14	17	8
7/30/01	59	28	30	38	17	22	3
6/3/01	55	27	28	40	18	22	6
4/22/01	63	33	30	32	16	16	5
3/25/01	58	NA	NA	33	NA	NA	8
2/25/01	55	NA	NA	23	NA	NA	22

\*12/14/08 and previous: "is handling"

3. Do you approve or disapprove of the way Dick Cheney has handled his job as vice president? Do you approve/disapprove strongly or somewhat?

	----- Approve -----			----- Disapprove -----			No
	NET	Strongly	Somewhat	NET	Somewhat	Strongly	opinion
1/16/09	30	11	18	60	14	46	10
7/21/07*	34	12	23	59	18	41	7
4/22/01	64	NA	NA	19	NA	NA	17

\*7/21/07 and previous: "is handling"

4. How do you think George W. Bush will go down in history -- as an outstanding, above average, average, below average, or poor president?

	--- Above Average ---				--- Below Average ---			No
	NET	Outstanding	Above	Avg.	NET	Below	Poor	opinion
1/16/09	16	4	11	26	58	22	36	*
Clinton:								
1/7/01	47	15	32	30	22	11	11	1
G.H.W. Bush:								
1/11/93	36	6	30	51	12	8	4	1

Compare to (4-point scale with "average" volunteered):

	--- Above Average ---			Avg.	--- Below Average ---			No
	NET	Outstanding	Above	(vol.)	NET	Below	Poor	op.
Reagan:*								
1/16/89	63	18	45	21	16	10	6	1
Carter:*								
12/80	14	3	11	37	46	31	15	3
Ford:*								
12/76	25	5	20	50	20	15	5	3

\*Gallup

5. Do you approve or disapprove of the way Barack Obama has handled the presidential transition? Do you approve/disapprove strongly or somewhat?

	----- Approve -----			----- Disapprove -----			No
	NET	Strongly	Somewhat	NET	Somewhat	Strongly	opinion
1/16/09	80	46	34	15	7	8	5
12/14/08*	76	46	30	15	5	9	9
11/23/08	67	41	26	18	8	10	15

\*12/14/08 and previous: "is handling"

Compare to:

		Approve	Disapprove	No opinion
1/15/01*	Bush	72	21	6
1/17/93	Clinton	81	13	6
12/14/92*	Clinton	72	13	15
11/20/92**	Clinton	62	14	24
1/16/89***	Bush	82	12	6

\*"is handling"

\*\*Newsweek

\*\*\*"has handled himself since the election"

6. How much confidence do you have in [ITEM] to make the right decisions for the country's future - a great deal of confidence, a good amount, just some or none at all?

1/16/09 - Summary Table

	-Grt deal/Good NET	amt- Great deal	Good amt	---- NET	Some/None Just some	---- None at all	No opinion
a. Obama	61	31	30	37	28	9	2
b. The Republicans in Congress	29	8	21	69	49	21	2
c. The Democrats in Congress	43	15	28	56	37	19	2

7. Would you say you have high, moderate or low expectations for Obama's performance as president? Is that very or somewhat high/low?

	----- High -----			----- Low -----			No opinion
	NET	Very	Somewhat	Moderate	NET	Somewhat	Very
1/16/09	52	33	19	34	14	7	7
							1

8. Do you think Obama has a mandate to carry out the agenda he presented during the presidential campaign, or should he compromise on the things the Republicans strongly oppose?

	Has mandate	Should compromise	No opinion
1/16/09	50	46	4

Compare to: Bush/Democrats

	Has mandate	Should compromise	No opinion
4/22/01	35	60	5
1/15/01	41	52	7

9. Do you think Obama has a mandate to work for (major new social and economic programs) or for (only small policy changes)?

	Major new programs	Small policy changes	No opinion
1/16/09	71	22	7

Compare to: Bush

	Major new programs	Small policy changes	No opinion
1/15/01	47	38	15

10. For each issue I name, please tell me what kind of priority you think Obama and the Congress should give it - the highest priority, a high priority but not the highest, or a lower priority than that?

1/16/09 - Summary Table\*

	NET	----- High ----- Highest	High	Lower	None (vol.)	No opinion
a. The economy	98	76	22	2	*	*
b. The situation in Iraq	89	41	48	10	*	1
c. The federal budget deficit	88	48	40	11	1	*
d. The situation between Israel and the Palestinians	71	21	50	24	3	2
e. Education	91	42	49	9	1	*
f. Global warming	58	17	41	37	4	1
g. Health care	90	41	49	10	*	*
h. The situation in Afghanistan	85	37	48	14	1	1
i. Immigration issues	69	21	48	29	1	1
j. The U.S. campaign against terrorism	92	50	43	6	1	1
k. Taxes	81	23	58	17	1	1

\*Full sample asked item a; half sample asked b-f, other half asked g-k.

Trend where available (2006 and previous, "Bush and the Congress"):

a. The economy

	NET	----- High ----- Highest	High	Lower	None (vol.)	No opinion
1/16/09	98	76	22	2	*	*
1/26/06	96	52	45	3	*	*
1/16/05	94	43	51	5	0	1
4/30/03	95	56	39	4	*	1

b. The situation in Iraq

1/16/09	89	41	48	10	*	1
1/26/06	90	60	30	9	1	1
1/16/05	91	61	30	7	*	1
4/30/03	83	29	54	15	*	1

c. The federal budget deficit

1/16/09	88	48	40	11	1	*
1/26/06	88	38	50	11	0	1
1/16/05	89	32	57	9	0	1

d. No trend.

e. Education

1/16/09	91	42	49	9	1	*
1/26/06	93	47	46	6	*	*
1/16/05	95	44	52	4	0	1
4/30/03	94	49	45	5	1	*

f. Global warming

1/16/09	58	17	41	37	4	1
1/26/06	62	26	37	35	1	1

g. Health care

1/16/09	90	41	49	10	*	*
1/26/06	95	53	41	5	0	*
1/16/05	94	40	54	5	*	1

h. No trend.

i. Immigration issues

1/16/09	69	21	48	29	1	1
1/26/06	69	27	42	29	2	1
1/16/05	68	20	49	28	1	2

j. The U.S. campaign against terrorism

1/16/09	92	50	43	6	1	1
1/26/06	93	59	34	6	*	1
1/16/05	93	52	41	6	*	1
4/30/03	93	48	45	7	0	1

k. Taxes

1/16/09	81	23	58	17	1	1
1/26/06	82	27	54	17	*	1
1/16/05	80	19	60	19	*	1
4/30/03	82	30	51	17	*	2

11. When it comes to dealing with the economy, would you say Obama has gotten off to a good start, a bad start or what?

	Good start	Bad start	In between (vol.)	No start (vol.)	No opinion
1/16/09	63	12	6	13	6
12/14/08	55	10	8	17	10

Compare to: Bill Clinton

4/26/93	44	43	9	3	1
2/7/93	34	28	9	23	6

12. Would you support or oppose new federal spending of about 800 billion dollars on tax cuts, construction projects, energy, education, and health care to try to stimulate the economy? Do you feel that way strongly or somewhat?

	----- Support -----			----- Oppose -----			No opinion
	NET	Strongly	Somewhat	NET	Somewhat	Strongly	
1/16/09	70	43	27	27	9	17	3
12/14/08*	65	37	28	32	13	18	3

\* "up to 700 billion dollars on construction projects and other programs"

13. Which of these do you think is more important right now - (increasing federal spending to try to improve the economy, even if it sharply increases the federal budget deficit); or (avoiding a big increase in the federal budget deficit, even if it means not increasing federal spending to try to improve the economy)?

	Increasing spending	Avoiding deficit	No opinion
1/16/09	51	44	4

14. How confident are you that Obama's economic program will improve the economy - very confident, fairly confident, not very confident or not confident at all?

	---- Confident ----			----- Not Confident -----			No opinion
	NET	Very	Fairly	NET	Not very	Not at all	
1/16/09	72	23	48	28	17	11	*

Compare to: Reagan

4/12/83	52	13	38	48	24	23	1
1/22/83	45	13	32	53	28	25	2
10/11/82 LV	49	12	37	48	23	25	3

15. (ASKED IF CONFIDENT IN Q14) Do you think it will take more than a year for the program to work, or less than a year, or what?

	More than a year	Less than a year	Many years (vol.)	Working now (vol.)	No opinion
1/16/09	91	7	1	0	1

Compare to: Reagan

10/11/82 LV	90	5	3	*	2
-------------	----	---	---	---	---

16 held for release.

17. In another program, the federal government has approved using up to 700 billion dollars to help shore up financial institutions in an attempt to help stabilize the economy. Half of that money has been used. Do you support or oppose now making the other half available to troubled financial institutions?

	Support	Oppose	No opinion
1/16/09	39	58	3

18. (ASKED OF HALF SAMPLE) How confident are you that the federal government will put in place adequate controls to avoid waste and fraud in the use of federal money in the economic recovery effort? Are you very confident, somewhat confident, not so confident or not confident at all?

	---- Confident ----			----- Not confident -----			No opinion
	NET	Very	Somewhat	NET	Not so	Not at all	
1/16/09	45	5	40	54	30	25	*
12/14/08	46	6	40	54	29	24	*

19. (ASKED OF HALF SAMPLE) How confident are you that the federal government will create a way average Americans can check on how federal money in the economic recovery effort is being spent? Are you very confident, somewhat confident, not so confident or not confident at all?

	----- Confident -----			----- Not confident -----			No opinion
	NET	Very	Somewhat	NET	Not so	Not at all	
1/16/09	44	6	38	56	32	24	*

20. Generally speaking, would you say you favor (smaller government with fewer services), or (larger government with more services)?

	Smaller govt. fewer services	Larger govt. more services	No opinion
1/16/09	53	43	4
6/15/08	50	45	5
11/1/07	50	44	5
6/20/04	50	46	4
11/4/02 LV	61	34	5
11/3/02 LV	60	34	5
11/2/02 LV	62	34	3
7/15/02	53	42	6
1/27/02	54	41	5
10/9/00 RV	58	32	10
10/1/00 RV	58	33	9
7/23/00	59	34	7
7/23/00 RV	61	32	7
4/2/00	56	38	7
8/16/98	59	35	6
8/5/96	63	32	5
7/8/92	55	38	7

21. Do you have a favorable or unfavorable impression of [NAME]? Do you feel that way strongly or somewhat?

Trend:

a. Barack Obama

	----- Favorable -----			----- Unfavorable -----			No opinion
	NET	Strongly	Somewhat	NET	Somewhat	Strongly	
1/16/09	79	50	29	18	9	9	3
11/2/08 LV	63	47	16	33	7	26	4
10/23/08 LV	63	47	16	34	7	27	3
10/11/08 LV	65	47	18	32	10	22	3
9/7/08 LV	61	37	23	35	11	25	4
8/22/08 RV	62	37	25	34	13	21	4
6/15/08 RV	62	34	27	34	11	23	4
4/13/08 RV	57	28	30	39	14	24	4
1/12/08 RV	65	33	31	30	14	16	6
11/1/07	51	21	30	36	16	20	13
2/25/07	53	21	33	30	16	14	16
1/19/07	45	NA	NA	29	NA	NA	25
12/11/06	44	21	22	23	17	6	33

b. Joe Biden

1/16/09	63	28	35	29	15	14	8
10/23/08 LV	59	31	28	33	13	20	9
9/29/08 LV	58	26	32	31	12	19	11
9/7/08 LV	53	26	27	29	12	17	18
9/4/08* RV	54	32	23	31	15	16	14

\* "the Democratic nominee for vice president"

c. George W. Bush

1/16/09	37	16	21	62	17	45	1
3/5/06	46	28	17	54	12	42	*
6/5/05	48	NA	NA	51	NA	NA	1
10/17/04* LV	52			42			6
10/13/04* LV	49			46			5
10/12/04* LV	49			46			5

10/11/04*	LV	52	44	4
10/4/04*	LV	53	42	5
10/3/04*	LV	53	41	5
9/26/04*	RV	52	38	10
9/8/04*	RV	51	39	11
8/29/04*	RV	50	40	9
8/1/04*	RV	47	45	8
7/25/04*	RV	54	43	3
3/7/04*		47	46	7
12/15/02		66	32	3
12/15/00**		56	36	8
10/15/00*	RV	46	34	21
9/6/00*	RV	58	31	11
7/23/00*		62	29	9
6/11/00*		50	28	22
4/2/00*		50	31	19
2/27/00*		49	39	11
10/31/99**		69	24	8
9/2/99**		61	23	16
6/6/99**		54	15	30
3/14/99**		54	14	32
2/14/99**		51	13	36
1/19/98**		34	13	53

\*"Regardless of how you might vote, please tell me if you have a favorable or unfavorable impression of George W. Bush or perhaps you don't know enough to say."

\*\*"I'm going to read you a few names. For each, please tell me if you have a favorable or unfavorable impression of that person or group, or perhaps you don't know enough to say...George W. Bush"

d. Michelle Obama

1/16/09		72	38	34	17	10	7	11
8/22/08	RV	51	26	25	30	14	16	19
6/15/08		48	21	27	29	11	18	23

22. Please tell me whether the following statement applies to Obama, or not?

1/16/09 - Summary Table\*

	Yes	No	No opinion
a. He understands the problems of people like you	72	24	4
b. He is a strong leader	72	18	10
c. He can be trusted in a crisis	69	18	13
d. He is willing to listen to different points of view	89	9	2
e. He is honest and trustworthy	75	19	6
f. He shares your values	67	30	3
g. He will bring needed change to Washington	76	22	3
h. He will be a good commander-in-chief of the military	62	32	7

\*Half sample asked items a-d, other half sample asked items e-h.

Trend where available:

a-d. No trend.

e. He is honest and trustworthy

Yes No No opinion

1/16/09	75	19	6
12/14/08	67	22	11
10/19/08 RV*	63	29	8
10/9/08 RV**	62	31	7
10/9/08 RV***	60	32	8

\*Pew, wording "and trustworthy" omitted  
 \*\*Newsweek  
 \*\*\*Fox

f. He shares your values

	Yes	No	No opinion
1/16/09	67	30	3
7/13/08	56	39	5

g. No trend.

h. He will be a good commander-in-chief of the military

1/16/09	62	32	7
9/29/08* RV	46	48	5
9/22/08* RV	48	47	5
7/13/08*	48	48	4

\*"would"

23. Do you think Obama's views on most issues are too (liberal) for you, too (conservative) for you, or just about right?

	Too liberal	Too conservative	About right	No opinion
1/16/09	29	4	65	2
10/31/08 LV	39	3	56	2
10/21/08 LV	40	2	55	4
10/20/08 LV	39	2	55	4
10/11/08 LV	38	3	57	2
6/15/08 RV	39	5	50	6
3/2/08 RV	33	5	55	7

24-25 held for release.

26. On another subject, would you describe the state of the nation's economy these days as excellent, good, not so good or poor?

	--- Excellent/Good ---	---	Not so good/Poor ---	---	No opinion		
	NET	Excellent	Good	NET	Not so good	Poor	
1/16/09	5	1	5	94	32	62	*
9/22/08	9	*	9	91	34	57	*
4/13/08	10	1	9	90	39	51	*
2/1/08	19	1	18	81	43	38	0
12/9/07	28	3	25	72	40	32	*
11/1/07	35	3	32	64	39	26	*
4/15/07	42	5	37	57	37	20	*
12/11/06	50	7	42	50	36	14	*
10/22/06	55	10	45	45	28	17	*
10/8/06	47	7	40	53	37	16	*
3/5/06	43	5	38	57	37	19	*
1/26/06	40	5	35	60	37	23	*
12/18/05	45	5	39	55	38	17	*
11/2/05	35	3	32	65	36	29	*
9/11/05	40	3	37	59	37	22	1
6/5/05	44	3	40	56	38	19	*

4/24/05		37	2	35	63	44	20	*
9/26/04	RV	46	3	43	53	38	15	1
8/29/04	RV	45	3	41	55	37	18	*
7/25/04		46	4	42	53	39	14	*
6/20/04		45	4	41	55	38	17	*
4/18/04		43	4	39	57	39	18	*
3/7/04		39	2	37	60	38	22	1
1/18/04		42	3	39	58	42	16	0
12/21/03		42	4	39	57	41	16	1
10/29/03		33	1	32	67	45	23	*
9/13/03		30	2	27	70	45	25	*
8/11/03		32	2	30	68	43	25	*
4/30/03		35	1	34	64	46	19	*
2/9/03		28	1	27	72	49	23	*
1/20/03		25	1	25	74	48	26	1
12/15/02		35	1	33	65	44	21	1
11/4/02	LV	28	1	27	72	55	17	1
11/3/02	LV	27	1	26	72	56	17	1
11/2/02	LV	29	1	28	71	54	17	*
9/26/02		31	2	28	69	50	19	*
7/15/02		39	3	36	61	44	17	1
2/21/02		30	1	29	69	51	18	*
1/27/02		31	1	29	69	50	19	*
9/20/01		38	3	35	60	47	14	2
9/9/01		33	1	32	66	47	19	*
7/30/01		50	3	46	50	39	12	*
4/22/01		50	3	47	50	40	9	*
1/15/01		70	10	59	29	24	6	1
10/27/00	LV	86	24	61	14	11	3	*
10/26/00	LV	86	24	61	14	11	3	*
6/11/00		74	17	57	26	19	6	*
2/27/00		80	25	55	20	14	5	*
10/31/99		74	18	56	26	18	7	1
9/2/99		76	19	57	23	16	6	1
3/14/99		80	22	58	19	15	4	1
11/1/98		73	12	61	26	21	5	1
11/1/98	LV	78	13	65	22	19	3	*
10/13/97		61	12	49	39	27	11	*

See also ABC CCI trend

27. Would you say this recession has hurt you financially, or not? (IF YES) Is that a great deal or only somewhat?

	----- Hurt -----				
	NET	Great deal	Somewhat	Not hurt	No opinion
1/16/09	68	37	32	32	*
12/14/08	63	30	34	36	*
6/2/91	53	16	37	46	1

28. How do you feel about [ITEM] - very worried, somewhat worried, not too worried or not worried at all?

1/16/09 - Summary Table

	----- Worried -----			----- Not worried -----			No opin.
	NET	Very	Smwt.	NET	Not too	At all	
a. The direction of the nation's economy over the next few years	81	35	46	18	15	4	*
b. Your own family's financial situation	70	27	43	30	20	10	*

Trend:

a. The direction of the nation's economy over the next few years

	----- Worried -----			----- Not worried -----			No
	NET	Very	Smwt.	NET	Not too	At all	opinion
1/16/09	81	35	46	18	15	4	*
10/19/08 LV	85	44	42	14	9	5	1
10/11/08 LV	89	48	41	10	7	3	1
10/11/08	88	48	40	11	8	3	1
9/22/08	79	40	39	17	13	5	3
1/5/03	67	27	40	31	22	10	1
11/4/02 LV	76	34	42	23	17	6	1
11/3/02 LV	75	33	42	24	17	7	1
11/2/02 LV	73	32	41	26	19	8	1
10/27/02	75	27	48	23	16	7	2
10/27/02 LV	76	32	45	23	16	7	1

b. Your own family's financial situation

1/16/09	70	27	43	30	20	10	*
10/19/08 LV	66	24	43	33	21	12	*
10/11/08 LV	64	21	43	36	25	11	*
10/11/08	67	23	43	33	22	11	1
9/22/08	60	22	38	40	26	14	*

29. How much blame do you think Bush should get for current economic problems - a great deal, a good amount, only some, or hardly any?

	----- Blame -----			----- No Blame -----				No
	NET	Gr.t.deal	Good amt.	NET	Some	Hardly	None (vol.)	opin.
1/16/09	53	30	22	47	34	12	1	1
4/30/03	41	18	22	59	34	21	3	1
12/15/02	41	18	24	56	33	22	2	2
11/4/02 LV	37	19	18	63	29	28	5	1
11/3/02 LV	35	17	18	65	30	29	6	1
11/2/02 LV	34	15	19	65	29	31	5	1
10/27/02 LV	39	22	18	60	28	27	5	*

30. On another subject, all in all, considering the costs to the United States versus the benefits to the United States, do you think the war with Iraq was worth fighting, or not? Do you feel that way STRONGLY or SOMEWHAT?

	----- Worth fighting -----			--- Not worth fighting ---			No
	NET	Strongly	Somewhat	NET	Somewhat	Strongly	opinion
1/16/09	39	21	17	61	12	49	1
12/14/08	34	21	13	64	14	50	2
9/7/08	36	24	13	61	13	48	3
8/22/08	35	22	13	63	13	50	2
7/13/08	36	22	13	63	13	50	1
6/15/08	34	21	13	63	9	54	3
4/13/08	34	24	11	64	11	52	2
3/2/08	34	24	11	63	12	51	2
2/1/08	34	23	11	65	11	53	1
1/12/08	35	21	13	64	13	51	2
12/9/07	37	25	12	61	11	50	2
11/1/07	35	23	12	63	12	51	2
9/30/07	38	25	14	59	12	47	3
9/7/07	36	23	13	62	11	51	2
7/21/07	36	25	12	63	10	53	1

6/1/07	37	24	12	61	12	50	2
4/15/07	33	22	11	66	12	54	1
2/25/07	34	22	12	64	13	51	2
1/10/07	40	28	12	58	11	47	2
12/11/06	36	25	11	61	12	50	2
11/4/06	RV 44	33	12	53	10	44	2
10/22/06	40	28	12	57	11	47	2
10/8/06	35	25	10	63	13	50	2
9/7/06	42	29	13	56	11	45	2
8/6/06	39	29	10	59	12	47	1
6/25/06	40	25	15	58	13	45	2
5/15/06	37	24	14	62	12	50	1
4/9/06	41	30	11	58	10	48	1
3/5/06	42	29	14	57	11	46	1
1/26/06	44	32	12	55	13	42	1
1/8/06	43	30	13	55	12	43	2
12/18/05	46	33	14	52	11	42	1
11/2/05	39	25	13	60	12	48	1
8/28/05	46	33	12	53	9	44	1
6/26/05	46	33	13	53	10	43	1
6/5/05	41	29	12	58	12	46	1
4/24/05	44	31	13	54	12	42	2
3/13/05	45	34	11	53	11	42	2
1/16/05	44	32	12	55	10	45	1
12/19/04	42	31	11	56	10	47	2
10/3/04	LV 49	34	15	48	11	37	3
9/26/04	RV 46	35	12	51	8	42	3
9/8/04	RV 51	38	13	45	10	34	4
8/29/04	RV 48	34	14	50	11	39	2
7/25/04	49	36	13	48	11	37	3
7/11/04	45	34	10	53	12	42	2
6/20/04	47	32	14	52	13	39	2
5/23/04	48	35	13	50	13	37	1
5/6/04	49	NA	NA	47	NA	NA	5
4/18/04	51	"	"	47	"	"	2
3/7/04	52			44			3
2/11/04	48			50			2
1/18/04	56			41			3
12/21/03	59			39			2
12/14/03	53			42			5
11/16/03	52			44			4
10/29/03	54			44			2
10/13/03	54			44			2
9/13/03	61			37			2
9/7/03	54			42			4
8/24/03	57			37			5
8/11/03	61			35			4
7/10/03	57			40			3
6/22/03	64			33			3
4/30/03	70			27			4
2/2/92*	66			32			2
7/28/91	67			30			3
6/2/91	70			26			3
3/4/91	86			13			1

\*2/2/92 and previous: "the Persian Gulf war"; 3/4/91: "this war"

31. Obama has proposed withdrawing five-thousand to ten-thousand U.S. forces from Iraq each month over the next 16 months. Do you think the U.S. should withdraw its military forces from Iraq more (quickly) than that, more (slowly), or is that about right?

More quickly    More slowly    About right    No opinion

1/16/09            15                    26                    55                    4

32. Thinking now about Afghanistan, do you think the number of U.S. military forces in Afghanistan should be (increased), (decreased), or kept about the same?

	Increased	Decreased	Kept about the same	No opinion
1/16/09	34	29	32	5

Compare to:

Iraq:

11/1/07	9	60	27	3
9/7/07	12	58	27	3
7/21/07	16	56	26	2
6/1/07	19	55	23	3
12/11/06	17	52	27	1
10/8/06	18	51	28	3
8/6/06	17	53	27	3
5/15/06	15	54	27	4
4/9/06	13	54	31	2
3/5/06	11	52	34	3
12/18/05	9	52	36	3
11/2/05	15	47	36	3
8/28/05	21	41	35	4
6/26/05	16	38	44	2
3/13/05	15	44	36	4

33-44 held for release.

\*\*\*END\*\*\*